




Quilling

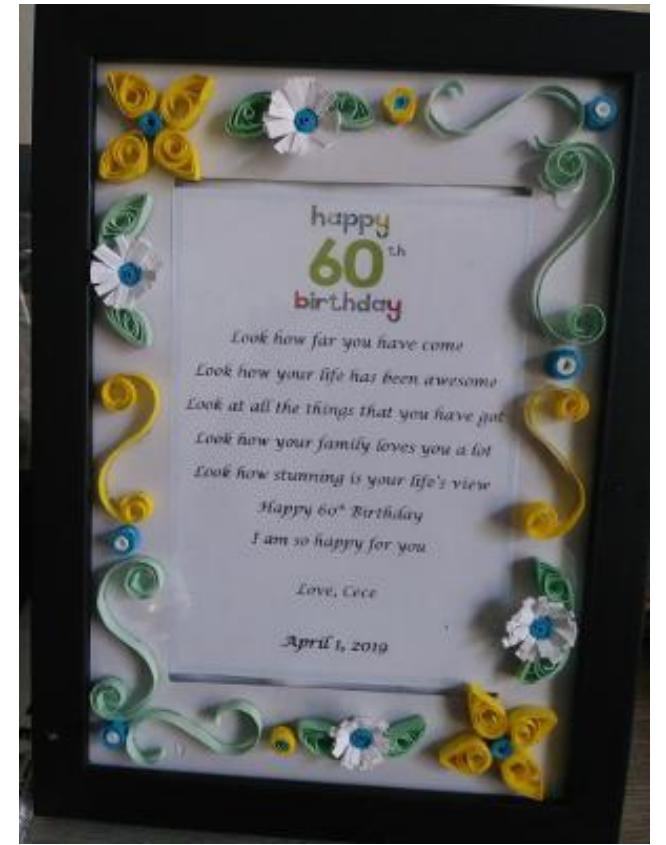
Just look at what you can make with a strip of paper!

My Quilling Projects



My Quilling Projects





My Quilling Projects


Quilling Paper

- Quilling paper comes in sizes:
3/5/7/10 mm – 38 cm
- Paper is usually lightweight,
(like copy paper) (Metallic
paper)
- I've also made my own strips
with lightweight cardstock
using a paper shredder.

Quilling Tools

- Quilling board with various
shapes and sizes
- Quilling tool
- Tweezers, Scissors, and Glue
- Other Tools - Combs and Small
Paper Crimper

Basic Quilling Shapes



Easy Daisy Flower



Materials needed:

- 6 Strips of 1 Color (Example: Yellow)
- 1 Strip of 1 Color (Example: Orange)
- 2 Strips of Green
- Quilling Tool
- Quilling Board
- Glue
- Optional: Paper for Card